



**UNITED STATES DISTRICT COURT
EASTERN DISTRICT OF LOUISIANA**

**In Re: Oil Spill by the Oil Rig
“Deepwater Horizon” in the Gulf
of Mexico, on April 20, 2010**

**MDL NO. 2179
SECTION J**

Applies to: *All Cases*

**JUDGE BARBIER
MAGISTRATE JUDGE SHUSHAN**

**REPORT BY THE CLAIMS ADMINISTRATOR OF THE DEEPWATER
HORIZON ECONOMIC AND PROPERTY DAMAGES SETTLEMENT
AGREEMENT ON THE STATUS OF CLAIMS REVIEW**

STATUS REPORT NO.

27

DATE

NOVEMBER 26, 2014

**UNITED STATES DISTRICT COURT
EASTERN DISTRICT OF LOUISIANA**

**In re: Oil Spill by the Oil Rig
“Deepwater Horizon” in the Gulf
of Mexico, on April 20, 2012**

MDL NO. 2179

SECTION J

Applies to: *All Cases*

**JUDGE BARBIER
MAGISTRATE JUDGE SHUSHAN**

**REPORT BY THE CLAIMS ADMINISTRATOR OF THE DEEPWATER HORIZON
ECONOMIC AND PROPERTY DAMAGES SETTLEMENT AGREEMENT ON THE
STATUS OF CLAIMS REVIEW**

STATUS REPORT NO. 27, DATED NOVEMBER 26, 2014

The Claims Administrator of the Deepwater Horizon Economic and Property Settlement Agreement (Settlement Agreement) submits this Report to inform the Court of the status of the implementation of the Settlement Agreement as of October 31, 2014. The Claims Administrator will provide any other information in addition to this Report as requested by the Court.

I. STATUS OF THE CLAIMS REVIEW PROCESSES AND CLAIM PAYMENTS

A. Claim Submissions.

1. Registration and Claim Forms.

The Claims Administrator opened the Settlement Program with needed functions staffed and operating on June 4, 2012, just over 30 days after the Claims Administrator’s appointment. The Claims Administrator’s Office and Vendors (CAO)¹ have received 228,979 Registration Forms and 288,815 Claim Forms since the Program opened on June 4, 2012, as shown in the Public Statistics for the Deepwater Horizon Economic and Property Damages Settlement (Public Report) attached as Exhibit A. Additionally, claimants have begun, but not fully completed and

¹ “Claims Administrator’s Office”, as used within this report, refers to the Claims Administrator and, where applicable, Court-Supervised Settlement Program vendors working with and under the Claims Administrator.

submitted, 12,109 Claim Forms. The Forms are available online, in hard copy, or at Claimant Assistance Centers located throughout the Gulf.

Of the total Claim Forms submitted and the Claim Forms begun but not fully completed and submitted, 8.4% have been filed or are being filed within the Seafood Program, 16.9% have been filed or are being filed within the Individual Economic Loss (IEL) framework, and 39.1% have been filed or are being filed within the Business Economic Loss (BEL) framework (including Start-Up and Failed BEL Claims). *See* Ex. A, Table 2. Deepwater Horizon (DWH) staff at the Claimant Assistance Centers assisted in beginning and/or completing 37,682 of these Claim Forms. *See* Ex. A, Table 3.

2. Minors, Incompetents, and Deceased Claimants.

The table below describes the claims filed on behalf of minors, incompetents, and deceased claimants in the Settlement Program.

Table 1. Minors, Incompetents, and Deceased Claimants.					
	Status	New Since Last Report	No Longer a Minor/Incompetent or Reclassified as an Estate Since Last Report	Change Since Last Report	Total Claimants
A. Minor Claimants					
1.	Claims Filed	0	0	0	58
2.	Claims Within GADL Review	0	0	0	5
3.	Eligible for Payment	1	0	+1	14
4.	Approval Orders Filed	2	N/A	+2	13
B. Incompetent Claimants					
1.	Claims Filed	3	1	+2	123
2.	Claims Within GADL Review	0	0	0	2
3.	Eligible for Payment	1	1	0	64
4.	Approval Orders Filed	3	N/A	+3	59
C. Deceased Claimants					
1.	Claims Filed	6	3	+3	589
2.	Eligible for Payment	5	3	+2	223
3.	Approval Orders Filed	1	N/A	+1	183

3. Third Party Claims.

The CAO receives, processes, and pays the claims and/or liens asserted by attorneys, creditors, governmental agencies, or other third parties (Third Party Claims) against the payments to be made by the CAO to eligible claimants under the Settlement Agreement in accordance with Court Approved Procedure Order No. 1 (as entered September 9, 2012, and amended March 11, 2013).

The CAO requires a third party claimant to submit enforcement documentation soon after the initial Third Party Claim assertion. If a Third Party Claim assertion does not contain claimant-identifying information and/or the required enforcement documentation, the CAO sends the third party claimant an Acknowledgment Notice providing the third party claimant 20 days to submit the claimant-identifying information and/or the specified documentation required to support the Third Party Claim. If the third party claimant fails to submit the responsive information/documentation within 20 days, the CAO disallows the Third Party Claim and issues a Disallowed Notice to the third party claimant. The CAO issues a Notice of Enforced Third Party Claim to each claimant and third party claimant as soon as the CAO receives sufficient enforcement documentation, regardless of where any underlying Settlement Program Claim is in the review process. The claimant may, but is not required to, object to the Third Party Claim at this time. After the CAO sends an Eligibility Notice to the affected Settlement Program Claimant against whom an Enforced Third Party Claim has been asserted (meaning that both the underlying claim and the Third Party Claim are payable), the CAO sends the claimant/claimant's attorney and the third party claimant a Notice of Valid Third Party Claim, and the claimant has twenty (20) days to notify the CAO of any objection to the Third Party Claim.

The CAO continues to process and pay Third Party Claims as reflected in Table 2 below.

Table 2. Third Party Claims.							
	Type of Third Party Claim (“TPC”)	TPCs Asserted	TPCs Asserted Against Claimants With a DHECC ID	TPCs² Asserted Against Payable Claims	Valid TPCs Asserted Against Payable Claims	Claims with TPCs Paid/ Ready for Payment (TPClmt)	Claims with TPCs Paid/ Ready for Payment (Clmt)
1.	Attorney’s Fees	2,538	2,347	502	322	351	629
2.	IRS or State Tax Levies	1,041	873	70	59	61	95
3.	Individual Domestic Support Obligations	446	300	114	86	86	113
4.	Blanket State-Asserted Multiple Domestic Support Obligations	4 states	N/A	N/A	N/A	0	0
5.	3rd Party Lien/Writ of Garnishment	968	447	43	18	12	12
6.	Claims Preparation/ Accounting	4,663	4,477	188	150	86	98
7.	TOTAL	9,656	8,444	917	635	596	947³

The CAO sends a Notice of Third Party Claim Dispute to all parties involved in a disputed Valid Third Party Claim. If the claimant and third party claimant are unable to resolve their dispute by agreement and if the dispute is over a Third Party Claim for attorney’s fees or fees associated with work performed in connection with a Settlement Program Claim, the claimant and third party claimant may participate in the Court-approved Third Party Claims Dispute Resolution Process and will receive a Request for Third Party Claim Dispute Resolution Form with the Notice of Third Party Claim Dispute.

Table 3 provides additional information about participation in the Third Party Claims Dispute Resolution Process.

² Although the CAO will not know whether a Valid Third Party Claim has been asserted against a payable claim until the Eligibility Notice is sent, the streamlined enforcement requirements allow the CAO to evaluate enforcement documentation earlier in the process.

³ A Third Party Claim can be asserted against one or more Settlement Program claims. Additionally, if the Third Party Claim amount is in dispute, the CAO pays the claimant the undisputed portion of the Settlement Payment. For these reasons, this total may not be equal to the total of the two preceding columns.

Table 3. Third Party Claims Dispute Resolution Process.				
Eligible Disputes	Request Forms Received for Eligible Disputes	Records Provided to Adjudicator	Disputes Withdrawn	Final Decisions⁴
112	91	65	59	30

If the dispute is over a Third Party Claim asserted by a state or federal agency, the claimant must resolve the dispute in accordance with the applicable agency's procedures. If the dispute is over the amount of a Third Party Claim based on a final judgment of a state or federal court, the CAO must receive either a written agreement between the parties or a copy of a subsequent modifying court order in order to validate the claimant's objection⁵; otherwise, the CAO will issue payment in satisfaction of the judgment to the third party claimant.

To date, the CAO has removed 1,744 lien holds due to parties releasing their Third Party Claims or resolving disputes.

B. Claims Review.

The CAO completed its first claim reviews and issued its first outcome notices on July 15, 2012, and its first payments on July 31, 2012. There are many steps involved in reviewing a claim so that it is ready for a notice.

1. Identity Verification.

The Claimant Identity Verification review is the first step in the DWH claims review process. The Identity Verification team conducts searches based on the Taxpayer Identification Numbers (TIN) of claimants to confirm that both the claimant's name and TIN exist and correspond with each other. The Identity Verification team has initiated verifications for

⁴ Several factors affect when a Dispute is ripe for the Adjudicator to issue a Final Decision, including whether the Adjudicator has requested additional documentation or granted a Telephonic Hearing.

⁵ For a claimant to object to a Third Party Claim based on a final judgment of a state or federal court, additional evidence beyond a mere objection is required for the CAO to delay or deny payment of the court-ordered debt.

202,446 claimants. Of those, the CAO has matched the TIN and claimant's name to public records databases and verified identity for 110,055 claimants from the initial query through LexisNexis and/or Dun & Bradstreet. The CAO has reviewed the remaining 92,391 claimants to determine whether claimant identity could be verified after searching for typographical errors and name changes or after reviewing official documentation from the Internal Revenue Service or Social Security Administration. Of the remaining 92,391 claimants, the CAO has verified the identity of 88,293.

If the CAO cannot verify a claimant's identity during review, but it appears that additional documentation may allow the CAO to verify the claimant's identity, the CAO issues a Verification Notice to the claimant requesting such documentation. Verification Notice types include an SSN Notice, an ITIN Notice, and an EIN Notice. Claimants may receive more than one type of Verification Notice depending on the claimant's Taxpayer Type or if the claimant requests a change in his Taxpayer Type or TIN.

The CAO reviews the documentation that claimants submit in response to the Verification Notice to determine whether it is sufficient to verify identity. The table below contains information on the number of claimants verified by the CAO during an initial Identity Verification review, in addition to the type and number of TIN Verification Notices issued when the CAO could not verify identity after the initial review.

Table 4. Identity Verification Review Activity⁶.				
	Claimant Status	Total Claimants	Total Claimants Verified	Claimants Remaining to be Verified
1.	Under Review	604	N/A	604
2.	Verified During Review	69,898	69,898	N/A
3.	SSN Notice Issued After Review	2,815	2,233	582
4.	ITIN Notice Issued After Review	404	352	52
5.	EIN Notice Issued After Review	18,382	15,602	2,780
6.	EIN & ITIN Notice Issued After Review	44	31	13
7.	EIN & SSN Notice Issued After Review	239	173	66
8.	EIN, ITIN & SSN Notice Issued After Review	5	4	1
9.	Total	92,391	88,293	4,098

The following table contains information about the average time in days for claimants to provide documentation sufficient to verify the claimant's identity after receiving a Verification Notice.

Table 5. Average Time to Cure Verification Notice.		
	Notices Type	Average Days to Cure
1.	SSN Notice	54
2.	ITIN Notice	31
3.	EIN Notice	35

When a claimant submits a Subsistence claim stating that he or she fished or hunted to sustain his or her basic personal and/or family's dietary needs, the CAO verifies the identities of the claimed family members. To do so, the CAO attempts to match each claimed family member's name and TIN to ensure that the family member exists and that the family member was not deceased prior to or at the time of the Spill or is not an overlapping dependent already identified. The CAO first attempts to match each family member's name and TIN to public records databases through LexisNexis. To date, the CAO has sent 64,918 family members'

⁶ The reporting associated with this Table has been streamlined, as Table 4 in this Court Status Report now provides elements of Tables 4 and 5 from previous Court Status Reports.

names and TINs, associated with 21,978 claims, to LexisNexis for verification. If a claimed family member's identity cannot be verified through LexisNexis, the CAO reviews the claim file to determine whether the claimed family member's identity can be verified using information contained within the file. After each claimed family member's identity has been verified or reviewed, the Subsistence team reviews the claim to determine eligibility for payment.

Table 6. Subsistence Family Member Identity Verification Activity					
		Awaiting Review	Change from Last Report	Reviewed	Change from Last Report
1.	Number of Claims	0	0	11,683	1,149
2.	Number of Family Members	0	0	49,742	5,558

2. Employer Verification Review (EVR).

The EVR process ensures that all employees of the same business are treated uniformly and that each business is placed in the proper Zone. The review also walks through the analysis necessary to assign the proper NAICS code to a business. The EVR team has completed the EVR analysis for 250,031 businesses and rental properties.

From October 1, 2014, through October 31, 2014, the team completed the EVR process for 3,845 businesses and rental properties, and 3,122 business and rental properties were identified for review. The CAO continues to perform its Employer Verification Review for new businesses and rental properties on a first-in, first-out basis.

3. Exclusions.

The Exclusions review process ensures that claims and claimants excluded under the Settlement Agreement are appropriately denied. The Exclusions team guides the reviewers and the EVR team when questions arise during the Exclusion review. Table 7 below shows the

number of Denial Notices issued to date for each Exclusion Reason and the team responsible for making such a determination.

Table 7. Exclusions.				
	Exclusion Reason	Team Responsible	Denial Notices Since Last Report	Total Denial Notices
1.	GCCF Release	Exclusions	13	7,784
2.	BP/MDL 2179 Defendant		3	407
3.	US District Court for Eastern District of LA		1	23
4.	Not a Member of the Economic Class	Claims Reviewers	11	379
5.	Bodily Injury		0	6
6.	BP Shareholder		0	8
7.	Transocean/Halliburton Claim		0	0
8.	Governmental Entity	Claims Reviewers/ EVR	37	872
9.	Oil and Gas Industry		41	1,236
10.	BP-Branded Fuel Entity		17	241
11.	Menhaden Claim	EVR	0	18
12.	Financial Institution		4	338
13.	Gaming Industry		1	734
14.	Insurance Industry		7	235
15.	Defense Contractor		3	395
16.	Real Estate Developer		15	417
17.	Trust, Fund, Financial Vehicle		1	18
18.	Total Denial Notices from Exclusions		154	13,111

4. Claimant Accounting Support Reviews.

A special team handles Claimant Accounting Support (CAS) reviews. CAS reimbursement is available under the Settlement Agreement for IEL, BEL, and Seafood claims. After a claim has been determined to be payable and the Compensation Amount has been calculated, the CAS team reviews accounting invoices and CAS Sworn Written Statements submitted by the claimant. Table 8 includes information on the number of CAS reviews the

CAO has completed to date, whether the Accounting Support documentation was complete, and the dollar amounts reimbursed for each Claim Type.

Table 8. Claimant Accounting Support.									
	Claim Type	CAS Review Results				Total CAS Review Results		CAS Dollar Amount Reimbursed	
		Complete		Incomplete		Since Last Report	Total to Date	Since Last Report	Total to Date
		Since Last Report	Total to Date	Since Last Report	Total to Date				
1.	BEL	753	12,505	159	1,560	912	14,065	\$869,181.64	\$17,679,204.78
2.	IEL	67	3,145	45	684	112	3,829	\$8,651.49	\$379,516.94
3.	Seafood	18	3,931	6	799	24	4,730	\$6,882.50	\$1,601,871.00
4.	TOTAL	838	19,581	210	3,043	1,048	22,624	\$884,715.63	\$19,660,592.72

5. Quality Assurance Review.

The Quality Assurance (QA) process addresses three fundamental needs of the Settlement Program: (a) it ensures that all claims reviewed within the system environment are reviewed in accordance with the provisions of the Settlement Agreement by targeting anomalous claim results through data metrics analysis; (b) it provides a mechanism to monitor reviewer performance and the tools necessary to efficiently and effectively provide feedback to reviewers; and (c) it identifies areas of review resulting in high discrepancy rates that require retraining or refined review procedures and data validations.

The CAO has implemented a reviewer follow-up process for all claim types reviewed within the system environment. The CAO provides daily follow-up to reviewers in the event a QA review of a particular claim produces a result different than that of the original review. The CAO also has a report that identifies specific reviewers who may require retraining and reveals whether there are issues that warrant refresher training for all reviewers. Table 9 shows, by Claim Type, the number of claims identified for QA review through the system of record

database QA process, as well as the number of QA reviews which were completed, the number in progress, and the number awaiting review.

Table 9. Quality Assurance Reviews.⁹							
	Claim Type	Total Reviews Needing QA To Date	QA Reviews Completed	% of QA Reviews Completed	QA Reviews in Progress	Claims Awaiting QA Review	QA Reviews Completed Since Last Report
1.	Seafood	25,457	25,351	99.6%	72	34	59
2.	IEL	34,600	33,200	96.0%	950	450	1,531
3.	BEL	33,371	32,313	96.8%	375	683	2,034
4.	Start-Up BEL	2,614	2,558	97.9%	19	37	143
5.	Failed BEL	2,419	2,365	97.8%	17	37	138
6.	Coastal RP	21,822	21,803	99.9%	10	9	144
7.	Wetlands RP	7,741	7,582	97.9%	80	79	632
8.	RPS	949	949	100.0%	0	0	4
9.	Subsistence	47,268	36,294	76.8%	1,079	9,895	3,731
10.	VoO	7,930	7,926	99.9%	0	4	12
11.	VPD	1,532	1,519	99.2%	2	11	7
12.	TOTAL	185,703	171,860	92.5%	2,604	11,239	8,435

6. Claim Type Review Details.

Table 10 provides information, by Claim Type, on the number of claims filed, the number of claims that have been reviewed to Notice, the number of claims remaining to be reviewed to Notice, and the number of claims reviewed to either a Notice or “Later Notice” to date. Table 10 divides the claims reviewed to a “Later Notice” into separate sections: (1) claims receiving a Notice based on CAO review following the submission of additional materials by a

⁹ Table 9 only includes system generated data that arise from Quality Assurance reviews of initial claim reviews that are performed within the confines of the system environment. Separate from the initial claim review, there are numerous ancillary steps within the overall claim review process in which Quality Assurance activities and measures are performed outside of the system environment.

claimant in response to an Incompleteness Notice, and (2) claims receiving a Notice following a Reconsideration review conducted by the CAO.

Table 10. Throughput Analysis of Claims Filed and Notices Issued.

A. Claims Reviewed to First Notice										
	Claim Type	Status of All Claims Filed					Productivity From 10/1/14 Through 10/31/14			
		Total Claims Filed To Date	Reviews Completed to Notice or Closed	Claims Remaining to Review		New Claims Filed	Avg. Daily Claims Filed	Reviews Completed to First Notice	Avg. Daily Reviews to First Notice	
1.	Seafood	24,741	24,454	98.8%	287	1.2%	5	<1	13	<1
2.	IEL	44,306	41,025	92.6%	3,281	7.4%	353	11	468	15
3.	IPV/FV	296	284	95.9%	12	4.1%	2	<1	1	<1
4.	BEL	104,921	67,070	63.9%	37,851	36.1%	1,015	33	3,339	108
5.	Start-Up BEL	5,734	4,326	75.4%	1,408	24.6%	60	2	100	3
6.	Failed BEL	3,902	3,155	80.9%	747	19.1%	34	1	79	3
7.	Coastal RP	37,153	36,820	99.1%	333	0.9%	253	8	278	9
8.	Wetlands RP	17,523	9,279	53.0%	8,244	47.0%	234	8	573	18
9.	RPS	1,696	1,669	98.4%	27	1.6%	15	<1	4	<1
10.	Subsistence	38,325	17,247	45.0%	21,078	55.0%	170	5	1,727	56
11.	VoO	8,769	8,725	99.5%	44	0.5%	0	0	9	<1
12.	VPD	1,449	1,411	97.4%	38	2.6%	0	0	4	<1
13.	TOTAL	288,815	215,465	74.6%	73,350	25.4%	2,141	69	6,595	213
B. Claims Reviewed to Later Notice										
	Claim Type	Initial or Preliminary Incompleteness Response			Follow-Up Incompleteness Responses			Requests for Reconsideration		
		Total Responses	Claims with Later Notice	Remaining Claims	Total Responses	Claims with Later Notice	Remaining Claims	Total Requests	Claims with Later Notice	Remaining Claims
1.	Seafood	5,950	5,485	465	2,864	2,634	230	3,762	3,472	290
2.	IEL	17,545	15,475	2,070	8,891	7,612	1,279	5,720	5,019	701
3.	IPV/FV	103	96	7	36	35	1	39	37	2
4.	BEL	36,635	21,396	15,239	14,759	8,830	5,929	7,112	4,102	3,010
5.	Start-Up BEL	2,485	1,777	708	1,467	893	574	667	345	322
6.	Failed BEL	1,085	836	249	661	462	199	590	420	170
7.	Coastal RP	5,649	5,521	128	1,643	1,598	45	2,035	1,995	40
8.	Wetlands RP	446	316	130	98	70	28	557	435	122
9.	RPS	321	315	6	117	113	4	215	211	4
10.	Subsistence	6,903	2,562	4,341	2,017	669	1,348	586	304	282

Table 10. Throughput Analysis of Claims Filed and Notices Issued.

11.	VoO	945	926	19	404	390	14	634	624	10
12.	VPD	784	750	34	364	344	20	263	247	16
13.	TOTAL	78,851	55,455	23,396	33,321	23,650	9,671	22,180	17,211	4,969

C. Claim Payments.**1. Notices and Payments.**

Tables 4 and 5 of the Public Report attached in Exhibit A provide detail on the notices and payments issued to date. As of October 31, 2014, the CAO has issued 75,323 Eligibility Notices to unique claims with Payment Offers totaling \$5.27 billion. As of that date, the CAO has made \$4.23 billion in payments on 70,763 claims.

2. Claimants in Bankruptcy.

The CAO reviews each claimant who indicates an open bankruptcy on the Registration Form (Debtor Claimant) to determine whether the claimant has submitted sufficient documentation from the applicable bankruptcy court to issue payment. If the CAO determines that the claimant is not a Debtor Claimant per the Procedure for Disposition of Claims by Claimants in Bankruptcy (Proc-445), or if the claimant submits sufficient documentation for the CAO to issue payment on all active claims, the CAO will remove the Bankruptcy Hold.

Table 11 provides information about the status of claimants identified as Debtor Claimants, including information on notices issued to those claimants.

Table 11. Claimants in Bankruptcy.

1.	Identified Claimants in Bankruptcy	Total	Change Since Last Report
(a)	Claimants with Active Bankruptcy Holds	1,957	+11
(b)	Claimants with Removed Bankruptcy Holds	963	+6
2.	Bankruptcy Notices Issued	Total	Change Since Last Report
(a)	Debtor Claimant in Bankruptcy Notices	370	+12
(b)	Bankruptcy Trustee Communication Notices	86	+5
(c)	Bankruptcy Trustee Informational Notices	66	+3

D. Re-Reviews, Reconsiderations, and Appeals.

1. Re-Reviews and Outcomes.

The CAO implemented a Re-Review process beginning on January 18, 2013, that provides claimants with the opportunity to request a Re-Review of their claim within 30 days of the issuance of an Eligibility or Denial Notice if the claimant has additional documentation not previously submitted to support its claim. Following a Re-Review, claimants receive a Post Re-Review Notice, from which they may then request Reconsideration if they wish. To date, there have been 82,858 Eligibility or Denial Notices issued from which claimants can or could seek Re-Review. Of those, 1,821 are still within the 30-day window to seek Re-Review and Re-Review has not yet been requested, leaving 81,037 claims for which the window to seek Re-Review has passed. Of those, claimants have requested Re-Review of 6,367 claims. Thus, the rate of Re-Review from all final determinations is 7.9%. The rate of Re-Review from Eligibility Notices is 4.4%, while the rate of Re-Review from Denial Notices is 16.2%.

Table 12 summarizes the Re-Reviews the CAO has completed, the number of Post Re-Review Notices the CAO has issued, and whether the outcome of the Re-Review resulted in an award that was higher than (↑), lower than (↓), or the same as (↔) the outcome previously issued. The table also includes information on whether an original Exclusion Denial was confirmed or overturned on Re-Review.

Table 12. Re-Reviews.								
A. Re-Review Requests and Reviews								
	Claim Type	Requests Received To Date	Reviews Completed To Date					
			Total	Completed Since Last Report	Average Weekly Reviews			
1.	Seafood	839	828	6	9			
2.	IEL	828	761	23	8			
3.	IPV/FV	11	11	0	<1			
4.	BEL	2,571	2,003	181	22			
5.	Start-Up BEL	143	121	4	1			
6.	Failed BEL	187	163	6	2			
7.	Coastal RP	1,016	1,006	0	11			
8.	Wetlands RP	351	262	8	3			
9.	RPS	92	91	0	1			
10.	Subsistence	216	170	40	2			
11.	VoO	61	61	2	<1			
12.	VPD	52	50	0	<1			
13.	TOTAL	6,367	5,527	270	61			
B. Re-Review Notices Issued								
	Claim Type	Notices Issued or Claims Closed		Outcome of Re-Review Notice				
		Total to Date	Weekly Average	Compensation Amount for Eligible Claims			Exclusions/Denials	
				↑	↓	↔	Confirmed	Overtured
1.	Seafood	778	9	413	40	229	91	5
2.	IEL	700	8	168	61	229	236	6
3.	IPV/FV	11	<1	0	0	0	11	0
4.	BEL	1,718	19	392	66	111	1,137	12
5.	Start-Up BEL	92	1	16	3	5	67	1
6.	Failed BEL	140	2	1	3	0	136	0
7.	Coastal RP	1,001	11	47	4	118	797	35
8.	Wetlands RP	256	3	17	7	28	197	7
9.	RPS	91	1	1	0	3	74	13
10.	Subsistence	96	1	42	11	14	29	0
11.	VoO	60	<1	7	5	17	29	2
12.	VPD	46	<1	20	0	13	12	1
13.	TOTAL	4,989	55	1,124	200	767	2,816	82

2. Reconsideration Reviews and Outcomes.

To date, there have been 160,029 Eligibility, Denial, or Incompleteness Denial Notices issued from which claimants can or could seek Reconsideration. Of those, 3,890 are still within the 30 day window to seek Reconsideration and Reconsideration has not yet been requested, leaving 156,139 claims for which the window to seek Reconsideration has passed. Of those, claimants have requested Reconsideration of 22,180 claims. Thus, the rate of Reconsideration from all final determinations is 14.2%. The rate of Reconsideration from Eligibility Notices is 5.3%, while the rate of Reconsideration from Denial and Incompleteness Denial Notices is 23.5%.

Table 13 summarizes the Reconsiderations the CAO has completed, the number of Post-Reconsideration Notices the CAO has issued, and whether the outcome of the Reconsideration review resulted in an award that was higher than (↑), lower than (↓), or the same as (↔) the outcome previously issued. The table also includes information on whether an original Exclusion Denial was confirmed or overturned on Reconsideration.

Table 13. Reconsideration.								
A. Reconsideration Requests and Reviews								
	Claim Type	Requests Received To Date	Reviews Completed To Date					
			Total	Completed Since Last Report	Average Weekly Reviews			
1.	Seafood	3,762	3,586	11	32			
2.	IEL	5,720	5,342	181	48			
3.	IPV/FV	39	37	0	<1			
4.	BEL	7,112	5,885	352	53			
5.	Start-Up BEL	667	550	12	5			
6.	Failed BEL	590	536	35	5			
7.	Coastal RP	2,035	2,011	59	18			
8.	Wetlands RP	557	446	8	4			
9.	RPS	215	212	2	2			
10.	Subsistence	586	459	73	4			
11.	VoO	634	629	0	6			
12.	VPD	263	257	3	2			
13.	TOTAL	22,180	19,950	736	180			
B. Reconsideration Notices Issued								
	Claim Type	Notices Issued or Claims Closed		Outcome of Reconsideration Notice				
		Total to Date	Weekly Average	Compensation Amount for Eligible Claims			Exclusions/Denials	
				↑	↓	↔	Confirmed	Overtured
1.	Seafood	3,472	30	777	162	486	1,711	336
2.	IEL	5,019	44	145	112	383	3,172	1,207
3.	IPV/FV	37	<1	0	0	0	36	1
4.	BEL	4,102	36	342	123	241	1,878	1,518
5.	Start-Up BEL	345	3	10	11	13	144	167
6.	Failed BEL	420	4	1	6	2	332	79
7.	Coastal RP	1,995	17	97	24	402	1,215	257
8.	Wetlands RP	435	4	25	1	55	329	25
9.	RPS	211	2	1	0	4	186	20
10.	Subsistence	304	3	13	4	10	231	46
11.	VoO	624	5	58	6	122	381	57
12.	VPD	247	2	48	5	17	110	67
13.	TOTAL	17,211	149	1,517	454	1,735	9,725	3,780

3. Appeals.

(a) BP Appeals.

To date, the CAO has issued 20,320 Eligibility Notices that meet or exceed the threshold amount rendering them eligible for appeal by BP. Of those, 253 Notices are still within the timeframe in which BP can file an appeal and BP has not yet done so, leaving 20,067 Notices that BP has either appealed or for which the deadline for BP to file an appeal has passed. Of those 20,067 Notices, BP has filed 4,728 appeals, a 23.6% appeal rate. Table 14 provides summary information on the status of BP appeals.

BP has filed 289 appeals solely for preservation purposes relating to BP's pending petition for certiorari to the Supreme Court; therefore, these appeals were not assigned to an Appeal Panel and accordingly appear on the table below as Administratively Closed. Of the 289 preservation appeals, 132 were filed since the previous Court Status Report.

Table 14. Status of BP Appeals.				
A. Appeal Filing/Resolution				
	Status	As of Last Report	Since Last Report	Total
1.	BP Appeals Filed	4,410	318	4,728
2.	Resolved Appeals	4,093¹⁰	248	4,341
(a).	Resolved by Panel Decision	1,494	39	1,533
(b).	Resolved by Parties	470	50	520
(c).	Remand to Claims Administrator	80	3	83
(d).	Administratively Closed	165	132	297
(e).	Withdrawn	304	5	309
(f).	Inactive Under Reconsideration/Re-Review	146	12	158
(g).	Return for Review Under Policy 495	1,434	7	1,441
B. Pending Appeals				
1.	In "Baseball" Process		247	

¹⁰ In Court Status Report No. 26, the appeal statuses for two BP appeals were listed as "Resolved by Panel Decision" when those two claims were resolved by the Parties. The CAO has now characterized those appeals as "Resolved by Parties". Accordingly, the "As of Last Report" figure for "Resolved by Panel Decision" has decreased by two, while the "As of Last Report" figure for "Resolved by Parties" has increased by two.

Table 14. Status of BP Appeals.

2.	Submitted to Panel	80
3.	Under Discretionary Court Review	60
4.	TOTAL PENDING	387

(b) Claimant Appeals.

Before a claimant may file an appeal, the claimant must request Reconsideration and receive a Post-Reconsideration Eligibility or Denial Notice. To date, the CAO has issued 8,315 Post-Reconsideration Eligibility and Denial Notices. Of those, 281 Notices are still within the timeframe in which the claimant can file an appeal and the claimant has not yet done so, leaving 8,034 Notices that the claimant has either appealed or for which the deadline for the claimant to file an appeal has passed. Of those 8,034 Notices, claimants have filed 1,529 appeals, a 19.0% appeal rate. Of the 1,529 claimant appeals, 976 are appeals of Post-Reconsideration Denial Notices, while 553 are appeals of Post-Reconsideration Eligibility Notices. Table 15 provides summary information on the status of Claimant Appeals.

Table 15. Status of Claimant Appeals.

A. Appeal Filing/Resolution				
	Status	As of Last Report	Since Last Report	Total
1.	Claimant Appeals Filed	1,449	80	1,529
2.	Resolved Appeals	1,243¹²	39	1,282
(a).	Resolved by Panel Decision	948	38	986
(b).	Resolved by Parties	86	0	86

¹² In Court Status Report No. 26, the appeal statuses for two Claimant appeals were listed as “Administratively Closed” and the appeal statuses for six Claimant appeals were listed as “Under Discretionary Court Review” when those eight claims had been returned for review under Policy 495. The CAO has now characterized those appeals as “Return for Review Under Policy 495”. Accordingly, the “As of Last Report” figure for “Administratively Closed” has decreased by two, while the “As of Last Report” figure for “Return for Review Under Policy 495” has increased by eight.

Table 15. Status of Claimant Appeals.				
(c).	Remand to Claims Administrator	32	-1 ¹³	31
(d).	Administratively Closed	49	1	50
(e).	Withdrawn	40	0	40
(f).	Return for Review Under Policy 495	88	1	89
B. Pending Appeals				
1.	In “Baseball” Process			25
2.	In “Non-Baseball” Process			131
3.	Submitted to Panel			44
4.	Under Discretionary Court Review			47
5.	TOTAL PENDING			247

(c) Resolved Appeals.

As reported in the table below, 5,623 appeals have been resolved. Table 16 provides a summary of these resolved appeals by Claim Type. The comparison between the Post-Appeal Award Amount and the Award Amount within the original notice does not take into consideration the 5.0% increase in compensation that a claimant who prevails upon appeal receives.

Table 16. Outcome After Appeal.												
Claim Type		Appeals Settled or Decided by Panel						With- drawn	Admin. Closed	Inactive Under Recon./Re- Review	Return for Review Under Policy 495	Total
		Compensation Amount Following Appeal Compared to That of Original Notice										
		Higher	Lower	Same	Denial Upheld	Denial Over- turned	Remand					
1.	Seafood	73	21	149	46	4	20	50	9	9	0	381
2.	IEL	24	64	101	93	11	38	13	19	6	0	369
3.	IPV/FV	0	0	0	1	1	0	0	1	0	0	3
4.	BEL	55	569	1,123	184	71	37	238	300	127	1,530	4,234
5.	Coastal RP	37	1	24	106	6	1	8	7	0	0	190

¹³ One appeal from the “Remand to Claims Administrator” category in Court Status Report No. 26 is now under Discretionary Court Review. Therefore, the number of remanded Claimant appeals decreased by one as compared to the previous month.

Table 16. Outcome After Appeal.

Table 16. Outcome After Appeal.												
Claim Type		Appeals Settled or Decided by Panel						With- drawn	Admin. Closed	Inactive Under Recon./Re- Review	Return for Review Under Policy 495	Total
		Compensation Amount Following Appeal Compared to That of Original Notice										
		Higher	Lower	Same	Denial Upheld	Denial Over- turned	Remand					
6.	Wetlands RP	3	10	4	35	2	0	3	2	16	0	75
7.	RPS	0	6	17	36	0	0	2	2	0	0	63
8.	Subsistence	0	0	0	0	0	0	0	3	0	0	3
9.	VoO	16	31	46	55	19	6	27	4	0	0	204
10.	VPD	2	28	31	20	0	12	8	0	0	0	101
11.	TOTAL	210	730	1,495	576	114	114	349	347	158	1,530	5,623

(d) Incompleteness Appeals.

The Appeal for Insufficient Documentation (Incompleteness Appeal) allows Economic Class Members to have their claims reviewed by a separate Documentation Reviewer when the CAO denies their claims because of insufficient documentation. The Documentation Reviewer reviews the claimant's documentation to determine whether the Program correctly denied the claim.

Before sending the claim to the Documentation Reviewer, the CAO reviews the appeal request along with any newly submitted documents. If the claimant has submitted the requested documentation and cured the incompleteness, the CAO issues the appropriate Notice. If the claimant still has not submitted the requested documentation, the CAO sends the claim to the Documentation Reviewer for review.

Before a claimant may file an appeal of an Incompleteness Denial, the claimant must request Reconsideration and receive a Post-Reconsideration Incompleteness Denial Notice. To date, the CAO has issued 4,921 Post-Reconsideration Incompleteness Denial Notices. Of those, 227 Notices are still within the timeframe in which the claimant can file an appeal, leaving 4,694

Notices for which the claimant's appeal deadline has passed. Of the 4,694 Notices eligible for appeal, 2,284 (48.7%) appeal requests have been filed. Table 17 provides summary information on the status of Incompleteness Appeals.

Table 17. Incompleteness Appeals.				
A. Incompleteness Appeal Filing/Resolution				
	Status	As of Last Report	Since Last Report	Total
1.	Incompleteness Appeals Filed	2,220	64	2,284
2.	Appeals Resolved	1,697	34	1,731
(a).	Withdrawn/Closed Claims	14	1	15
(b).	Cured	288	16	304
(c).	Incompleteness Denial Affirmed	1,349	14	1,363
(d).	Incompleteness Denial Overturned	46	3	49
B. Pending Incompleteness Appeals				
3.	In Pre-Documentation Reviewer Process		443	
4.	Currently Before Documentation Reviewer		110	
5.	TOTAL PENDING		553	

As reported in Table 17 above, 1,731 Incompleteness Appeals have been resolved.

II. SETTLEMENT PROGRAM LEGAL DEVELOPMENTS

A. Approval of the DWH Economic and Property Settlement Agreement

The District Court issued an order on December 21, 2012, certifying the Economic and Property Settlement Class and granting final approval of the Settlement Agreement after addressing and rejecting each of the Objectors' arguments. The Objectors appealed the District Court's order citing various provisions of Rule 23 and requested that the Fifth Circuit remand with instructions to withdraw approval of the Settlement Agreement and to decertify the class. Additionally, BP argued on appeal that two Policy Announcements issued by the Claims Administrator regarding the interpretation and application of the Settlement Agreement had subsequently brought the Settlement Agreement into violation of Rule 23, the Rules Enabling Act, and Article III of the U.S. Constitution.

A three judge panel for the Fifth Circuit Court of Appeals considered each of the arguments presented by the Objectors and BP. On January 10, 2014, the Fifth Circuit affirmed by a 2-1 majority the District Court's order approving the Settlement Agreement and certifying the class. On January 21, 2014, BP filed a petition for rehearing en banc of the Appeal Panel's decision. Moreover, in January, the Objectors filed various petitions for rehearing en banc or for panel rehearing. The Court dismissed these petitions on May 19, 2014. BP filed with the Supreme Court a petition for writ of certiorari regarding this issue on August 1, 2014 which is still under consideration as of October 31, 2014.

The Court extended the deadline to respond to BP's petition to October 14, 2014. On October 3, 2014, the Claims Administrator and respondents Cobb Real Estate, Inc., filed responses to the petition. On October 8, 2014, Lake Eugenie Land & Development, Inc. et al. filed a brief in opposition. Several non-parties filed amicus curiae briefs, including the Chamber of Commerce of the United States of America, numerous chambers of commerce from the Gulf Coast states, Her Britannic Majesty's Government of the United Kingdom of Great Britain, and Kenneth Feinberg, administrator of the Gulf Coast Claims Facility. BP filed a reply on October 22, 2014.

B. Court-Ordered BEL Claim Suspension.

BP appealed the District Court's March 5, 2013 order affirming the Claims Administrator's interpretation of the Settlement Agreement that the BEL framework does not require the matching of revenues and expenses within claimant-submitted profit and loss statements. On October 2, 2013, the Fifth Circuit Court of Appeals reversed the District Court's ruling and remanded the case to the District Court for further consideration. The District Court immediately entered an order to suspend the issuance of any final determination notices or

payments on all BEL claims, including Start-Up and Failed BEL claims, until the Court could create an appropriately narrowly-tailored preliminary injunction.

1. Dissolution of Injunction Continuing BEL Claim Suspension.

After the District Court issued its preliminary injunction on October 18, 2013, BP filed an emergency motion objecting to the District Court's holding that causation was not an issue that the Court would address on remand. The District Court issued an amended preliminary injunction on December 5, 2013, that ordered the CAO to temporarily suspend the issuance of final determination notices and payments to BEL claims until the Court resolved the BEL issues that were the subject of the remand.

On December 24, 2013, the District Court addressed the issues that the Fifth Circuit had placed on remand. It reversed its previous holding that the Settlement Agreement does not require the matching of revenues and expenses, and remanded the matter to the CAO with instructions to adopt and implement an appropriate protocol or policy for handling BEL claims in which the claimant's financial records do not match revenues with corresponding variable expenses. Further, the District Court found that whether a business economic loss is "as a result of" the Deepwater Horizon Incident for purposes of the Settlement is determined exclusively by Settlement Agreement Exhibit 4B.

BP appealed the District Court's holding, and, on March 3, 2014, the Fifth Circuit Court of Appeals affirmed the District Court's December 24, 2013 holding, but ordered that the injunction remain in place until the Fifth Circuit issued its mandate. On May 28, 2014, the Fifth Circuit issued its mandate, affirming the December 24, 2013 holding of the District Court and vacating the injunction prohibiting payment of BEL claims. On the same day, the District Court issued an order dissolving and vacating the injunction and ordering the Claims Administrator to resume the processing and payment of BEL claims. Additionally, on May 28, 2014, BP filed an

application with the Supreme Court of the United States requesting that the Supreme Court recall and stay the Fifth Circuit's mandate pending the filing and disposition of its petition for a writ of certiorari. The Supreme Court denied BP's application on June 9, 2014. BP filed with the Supreme Court a petition for writ of certiorari regarding this issue on August 1, 2014.

The Court extended the deadline to respond to BP's petition to October 14, 2014. On October 3, 2014, the Claims Administrator and respondents Cobb Real Estate, Inc., filed responses to the petition. On October 8, 2014, Lake Eugenie Land & Development, Inc. et al. filed a brief in opposition. Several non-parties filed amicus curiae briefs, including the Chamber of Commerce of the United States of America, numerous chambers of commerce from the Gulf Coast states, Her Britannic Majesty's Government of the United Kingdom of Great Britain, and Kenneth Feinberg, administrator of the Gulf Coast Claims Facility. BP filed a reply on October 22, 2014.

2. CAO Policy 495.

While the Fifth Circuit considered the issue of causation, the CAO continued to develop an appropriate protocol or policy for handling BEL claims in which the claimant's financial records do not match revenues with corresponding variable expenses, as instructed within the District Court's December 24, 2013 order. Pursuant to this instruction, the Claims Administrator developed Policy 495 regarding the Matching of Revenue and Expenses for BEL claims, which details the methodology that the CAO Accounting Vendors will use to perform the requisite matching analyses as required by the Court.

On May 5, 2014, the Court approved Policy 495 and authorized the Settlement Program to immediately implement the processing of BEL claims pursuant to the Policy. The Court, however, left in place for the time its preliminary injunction related to BEL claims. On May 27, 2014, Class Counsel responded, filing a motion requesting the Court alter or amend its Order

adopting Policy 495. Class Counsel seeks to limit the matching triggers and policies to Cash Basis claims and to utilize a single methodology for all insufficiently matched claims, rather than selecting the applicable methodology based on a business's industry. The District Court has not yet ruled on Class Counsel's motion.

Subsequent to the Fifth Circuit's issuing its mandate with respect to the injunction on May 28, 2014, on the same day, the District Court issued an Order dissolving and vacating the injunction and directing the Claims Administrator to apply Policy 495 to all BEL claims currently in the claims process at any point short of payment (with some minor exceptions), including the vast majority of those claims in the Appeals Process. At this point, the CAO immediately began the process of issuing payments and final determination notices on BEL claims.

On June 27, 2014, following a previous motion from Class Counsel, the District Court issued an Order clarifying the process for evaluating claims under appeal and setting forth procedures for the Appeals Coordinator to follow based on whether the Parties agree that the claims under appeal do or do not involve the issue of matching.

The CAO continues to process all IEL claims that do not qualify for eligibility solely on the basis of the employer's satisfaction of the BEL revenue-pattern causation requirements as provided under the Settlement Agreement.

III. CLAIMANT OUTREACH EFFORTS

The CAO has continued its claimant outreach efforts since the previous Court Status Report as detailed below.

A. Law Firm Contacts.

The Law Firm Contact Team engaged in multiple outreach campaigns to help firms overcome documentation deficiencies and answer questions posed by reviewers. The Law Firm

Contact Team participated in a specific outreach effort directed toward firms representing claimants with payable Seafood Compensation Program claims but who did not return executed Release and Covenant Not to Sue forms. In this outreach, the Team requested firms to submit the required Release documentation on their clients' behalf so that the claimants may be eligible to participate in the Second Seafood Distribution. The Law Firm Contact Team continued to assist firms by providing information concerning claim statuses and claim determinations.

B. Claimant Communications Center (CCC).

The CCC continued claimant outreach efforts across all claim types and review teams. The CCC continued to participate in established, on-going outreach efforts, including employer verification, deadline relief confirmation, and various claim-specific calls for individual damage categories. The CCC also performed an outreach campaign this month to assist Seafood Compensation Program claimants with completing and submitting a Release and Covenant Not to Sue.

C. Claimant Assistance Centers (CACs).

The CACs complete outreach assignments as a secondary task to meeting with claimants and answering DWH-related questions. This month, the CACs participated in numerous outreach efforts, including those to claimants with updated representation statuses, unfinished claim forms, and insufficient Forms 4506 and/or Form 4506-T in accordance with Policy 70 v.2. In addition, the CACs continued outreach calls to claimants who provided incomplete identity information and to claimants with incomplete claims. To date, the CACs have helped to complete over 140,000 calls for the Claimant Outreach Program.

D. Summary of Outreach Calls.

The table below summarizes some of the Claimant Outreach Program efforts.

CERTIFICATE OF SERVICE

I hereby certify that the above and foregoing pleading has been served on All Counsel by electronically uploading the same to LexisNexis File & Serve in accordance with Pretrial Order No. 12, and that the foregoing was electronically filed with the Clerk of Court of the United States District Court for the Eastern District of Louisiana by using the CM/ECF System, which will send a notice of electronic filing in accordance with the procedures established in MDL 2179, on this 26th day of November, 2014.

 /s/ Patrick Juneau
PATRICK A. JUNEAU
CLAIMS ADMINISTRATOR

Claims Administrator Patrick Juneau has announced that the Settlement Program began issuing payments on July 31, 2012, and has been issuing outcome Notices since July 15, 2012. The Program will issue Notices on a rolling basis as we complete reviews, and they will include Eligibility Notices, Incompleteness Notices, and Denial Notices. Each Notice will provide information explaining the outcome. We will post Notices on the secure DWH Portal for any law firm or unrepresented claimant who uses the DWH Portal. We will notify firms and unrepresented claimants by email at the end of each day if we have posted a Notice that day. Firms and unrepresented claimants may then log onto the DWH Portal to see a copy of the Notice(s). Law Firms or claimants who do not use the DWH Portal will receive Notices in the mail. Claimants who receive an Eligibility Notice and qualify for a payment will receive that payment after all appeal periods have passed, if applicable, and the claimant has submitted all necessary paperwork, including a fully executed Release and Covenant Not to Sue.

Table 1	Filings by State of Residence								
	State	Registration Forms				Claims			
		Form Begun	Form Submitted	Total	%	Form Begun	Form Submitted	Total	%
1.	Alabama	823	42,532	43,355	18.4%	1,661	51,794	53,455	17.8%
2.	Florida	2,077	76,857	78,934	33.5%	5,289	85,351	90,640	30.1%
3.	Louisiana	1,593	54,124	55,717	23.7%	2,377	76,544	78,921	26.2%
4.	Mississippi	550	30,037	30,587	13.0%	997	34,279	35,276	11.7%
5.	Texas	254	11,752	12,006	5.1%	569	16,614	17,183	5.7%
6.	Other	1,047	13,677	14,724	6.3%	1,216	24,233	25,449	8.5%
7.	Total	6,344	228,979	235,323	100.0%	12,109	288,815	300,924	100.0%

Chart 1: Filings by State of Residence

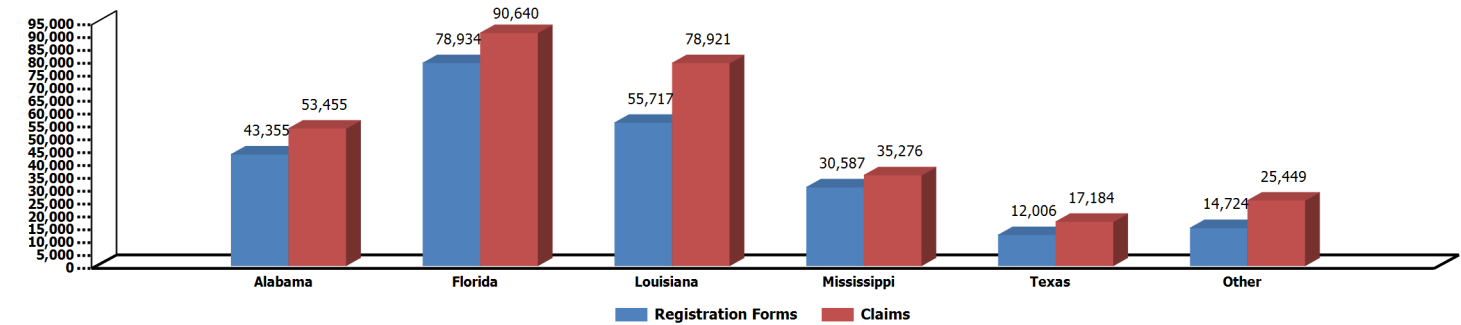
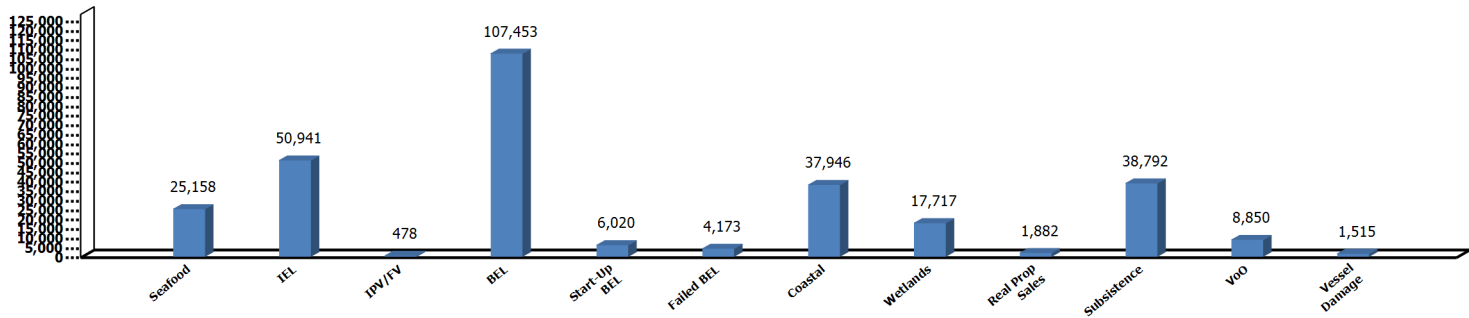


Table 2	Number of Claims by Claim Type					
	Claim Type	Claims				Unique Claimants with Form Submitted
		Form Begun	Form Submitted	Total	%	
1.	Seafood Compensation Program	417	24,741	25,158	8.4%	10,500
2.	Individual Economic Loss	6,635	44,306	50,941	16.9%	43,150
3.	Individual Periodic Vendor or Festival Vendor Economic Loss	182	296	478	0.2%	293
4.	Business Economic Loss	2,532	104,921	107,453	35.7%	80,844
5.	Start-Up Business Economic Loss	286	5,734	6,020	2.0%	4,863
6.	Failed Business Economic Loss	271	3,902	4,173	1.4%	3,486
7.	Coastal Real Property	793	37,153	37,946	12.6%	25,809
8.	Wetlands Real Property	193	17,523	17,716	5.9%	3,642
9.	Real Property Sales	186	1,696	1,882	0.6%	1,343
10.	Subsistence	467	38,325	38,792	12.9%	38,222
11.	VoO Charter Payment	81	8,769	8,850	2.9%	6,192
12.	Vessel Physical Damage	66	1,449	1,515	0.5%	1,233
13.	Total	12,109	288,815	300,924	100.0%	201,675

Chart 2: Number of Claims by Claim Type



Filings by Claimant Assistance Center									
Table 3	Claimant Assistance Center	Registration Forms				Claims			
		Form Begun	Form Submitted	Total	%	Form Begun	Form Submitted	Total	%
1.	Apalachicola, FL	29	1,505	1,534	5.0%	40	2,167	2,207	5.9%
2.	Bay St. Louis, MS	9	608	617	2.0%	29	753	782	2.1%
3.	Bayou La Batre, AL	21	1,021	1,042	3.4%	45	1,126	1,171	3.1%
4.	Biloxi, MS	37	1,546	1,583	5.1%	65	1,999	2,064	5.5%
5.	Bridge City, TX	2	419	421	1.4%	16	792	808	2.1%
6.	Clearwater, FL	75	2,546	2,621	8.5%	335	2,202	2,537	6.7%
7.	Cut Off, LA	12	493	505	1.6%	25	748	773	2.1%
8.	Fort Myers, FL	0	7	7	<0.1%	0	7	7	<0.1%
9.	Fort Walton Beach, FL	9	1,328	1,337	4.3%	45	1,823	1,868	5.0%
10.	Grand Isle, LA	4	144	148	0.5%	5	227	232	0.6%
11.	Gretna/Harvey, LA	42	2,175	2,217	7.2%	47	2,203	2,250	6.0%
12.	Gulf Shores, AL	18	2,152	2,170	7.0%	67	2,830	2,897	7.7%
13.	Houma, LA	23	806	829	2.7%	41	1,046	1,087	2.9%
14.	Lafitte, LA	6	347	353	1.1%	13	480	493	1.3%
15.	Lake Charles, LA	0	18	18	0.1%	1	25	26	0.1%
16.	Metairie, LA	0	48	48	0.2%	3	60	63	0.2%
17.	Mobile, AL	74	7,630	7,704	24.9%	185	8,337	8,522	22.6%
18.	Naples, FL	27	1,378	1,405	4.5%	38	1,286	1,324	3.5%
19.	New Orleans – CBD BG, LA	13	348	361	1.2%	19	360	379	1.0%
20.	New Orleans East, LA	44	2,087	2,131	6.9%	99	2,471	2,570	6.8%
21.	Panama City Beach, FL	21	2,375	2,396	7.8%	96	3,689	3,785	10.0%
22.	Pensacola, FL	27	1,421	1,448	4.7%	70	1,767	1,837	4.9%
23.	Total	493	30,402	30,895	100.0%	1,284	36,398	37,682	100.0%

Chart 3: Number of Claims by Claimant Assistance Center

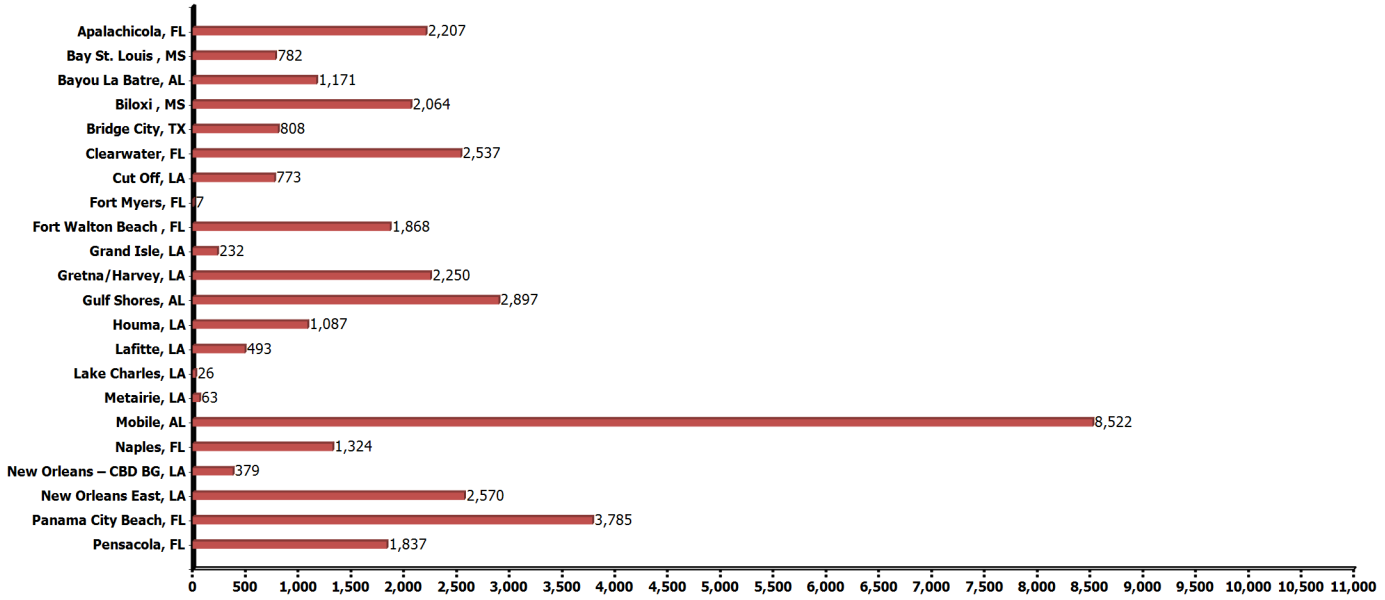


Table 4	Claim Type	Notices Issued											Total Claims Issued Notice
		Eligible - Payable	Eligible - No Payment	Incomplete	Denial					Opt-Outs	Withdrawn	Closed	
					Exclusion Denials	Prior GCCF Release	Causation Denials	Other Denials	Incomplete Denials				
1.	Seafood Compensation Program	9,301	1,113	603	49	2,427	0	497	4,727	1,156	2,533	1,972	24,378
2.	Individual Economic Loss	5,849	1,465	4,668	3,253	1,965	99	1,089	18,823	705	1,455	3,129	42,500
3.	Individual Periodic Vendor or Festival Vendor Economic Loss	8	0	14	4	24	0	66	132	2	79	26	355
4.	Business Economic Loss	15,468	370	27,018	1,342	687	3,977	627	10,712	783	4,162	2,151	67,297
5.	Start-Up Business Economic Loss	540	21	1,568	86	45	130	99	1,343	89	149	283	4,353
6.	Failed Business Economic Loss	36	20	549	58	101	309	723	835	108	100	341	3,180
7.	Coastal Real Property	26,639	52	183	6	833	0	4,913	1,515	364	430	1,992	36,927
8.	Wetlands Real Property	5,290	11	207	28	71	0	1,894	77	62	182	1,407	9,229
9.	Real Property Sales	757	6	11	4	60	33	545	85	12	67	117	1,697
10.	Subsistence	3,598	122	7,821	19	1,304	0	37	3,037	189	328	706	17,161
11.	VoO Charter Payment	7,024	19	23	16	0	0	597	715	89	67	114	8,664
12.	Vessel Physical Damage	813	21	66	5	0	0	120	227	20	40	92	1,404
13.	Total	75,323	3,220	42,731	4,870	7,517	4,548	11,207	42,228	3,579	9,592	12,330	217,145

Payment Information								
Table 5	Claim Type	Eligibility Notices Issued with Payment Offer		Accepted Offers		Payments Made		
		Number	Amount	Number	Amount	Number	Amount	Unique Claimants Paid
1.	Seafood Compensation Program	9,301	\$1,127,401,820	8,320	\$1,113,630,745	8,037	\$1,099,042,031	4,714
2.	Individual Economic Loss	5,849	\$72,094,025	5,439	\$68,828,965	5,127	\$62,534,274	5,127
3.	Individual Periodic Vendor or Festival Vendor Economic Loss	8	\$77,085	8	\$77,085	8	\$77,085	8
4.	Business Economic Loss	15,468	\$3,272,341,234	14,388	\$3,081,737,761	12,343	\$2,285,255,622	11,741
5.	Start-Up Business Economic Loss	540	\$121,784,932	518	\$114,815,098	490	\$107,327,708	472
6.	Failed Business Economic Loss	36	\$3,414,583	31	\$3,208,911	26	\$2,680,408	26
7.	Coastal Real Property	26,639	\$147,677,380	26,018	\$144,321,507	25,548	\$141,880,629	20,054
8.	Wetlands Real Property	5,290	\$165,067,622	5,107	\$136,844,360	4,926	\$135,284,387	1,353
9.	Real Property Sales	757	\$36,307,017	743	\$35,803,729	738	\$35,656,342	650
10.	Subsistence	3,598	\$27,548,702	2,987	\$23,730,843	2,675	\$20,672,801	2,675
11.	VoO Charter Payment	7,024	\$280,783,537	7,002	\$278,674,509	6,961	\$277,413,518	5,295
12.	Vessel Physical Damage	813	\$12,754,016	805	\$12,646,087	774	\$11,939,852	722
13.	Totals on DWH Releases	75,323	\$5,267,251,952	71,366	\$5,014,319,602	67,653	\$4,179,764,656	49,176
14.	Paid As 40% Payments to Claimants with Transition Payments					3,109	\$50,494,049	3,109
15.	Total Payments:					70,763	\$4,230,258,705	52,285

Appeals Received				
Table 6	Resolved Appeals			
	Appeal Status	BP Appeals	Claimant Appeals	Total Appeals
1.	Resolved by Panel Decision	1,533	986	2,519
2.	Resolved by Parties	520	86	606
3.	Withdrawn	309	40	349
4.	Administratively Closed	297	50	347
5.	Inactive Under Reconsideration/Re-Review	158	0	158
6.	Remand to Claims Administrator	83	31	114
7.	Return for Review Under Policy 495	1,441	89	1,530
8.	Total	4,341	1,282	5,623
Pending Appeals				
9.	In "Baseball" Process	247	25	272
10.	In "Non-Baseball" Process	0	131	131
11.	Submitted to Panel	80	44	124
12.	Under Discretionary Court Review	60	47	107
13.	Total	387	247	634
Grand Total				
14.		4,728	1,529	6,257

Chart 4: Registration and Claim Forms Filed by Month

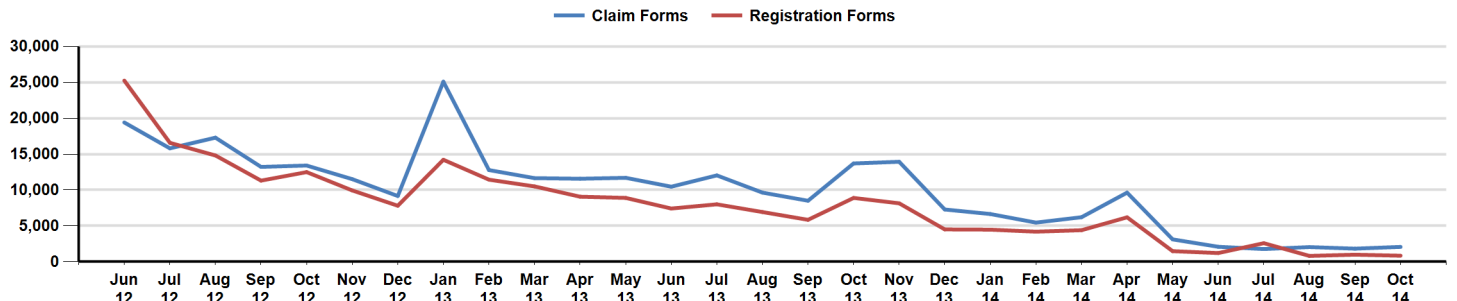


Chart 5: Notices Issued by Month

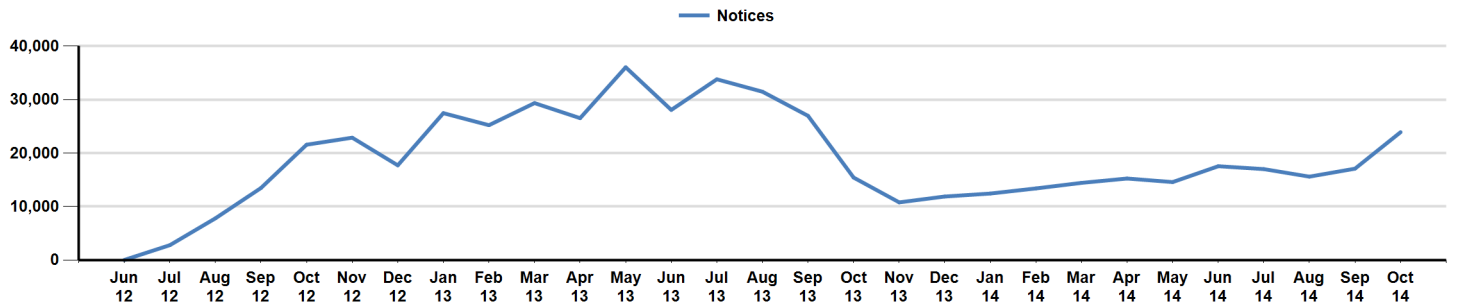


Chart 6: Payments Made by Month

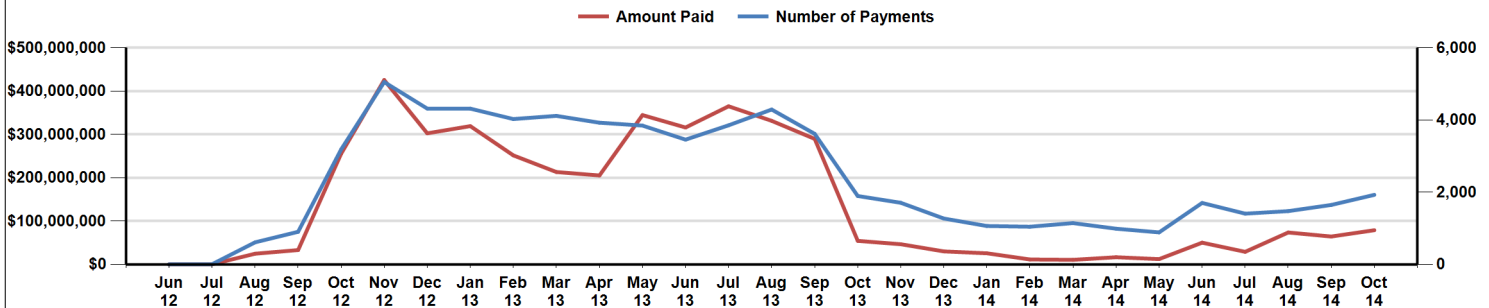
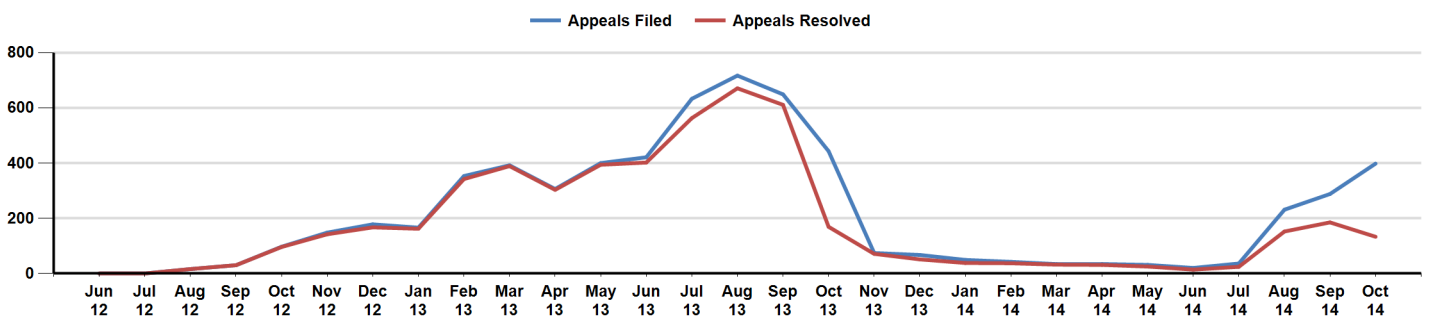


Chart 7: Appeal Resolutions by Month



Legend:

1. Form Begun - Includes electronically filed registration or claim forms for the period of time between the moment a claimant or his attorney has initiated the submission of a form and moment they complete that filing by submitting the electronic signature. This definition also includes hard copy registration or claim forms where the DWH Intake Team is in the process of linking the scanned images and has not yet completed the data entry on that form.
2. Form Submitted - Includes electronically filed registration or claim forms after the claimant or his attorney completes the electronic signature and clicks the submit button. This definition also includes hard copy registration or claim forms where the DWH Intake Team has completed both the linking of scanned images and the data entry on that form.
3. Unique Claimants with Form Submitted - Counts the unique number of claimants with at least one Claim Form Submitted for each Claim Type. Because claimants may file claims for more than one Claim Type, the sum of all Claim Types will not equal the count of total unique claimants.
4. Filings by Claimant Assistance Center- The following Claimant Assistance Centers in Table 3 and Chart 3 are closed: Bayou La Batre, AL, Gulf Shores, AL, Apalachicola, FL, Ft. Walton Beach, FL, Naples, FL, Grand Isle, LA, Gretna/Harvey, LA, Houma, LA, New Orleans East, LA, Bay St. Louis, MS, Bridge City, TX.
5. Notices Issued - The count of Notices Issued in Table 4 counts each unique claim issued a Notice only once. For claims issued multiple Notices, this report uses the following hierarchy when counting the claim: (1) Eligibility Notice if the claim has been paid; (2) Most recent active Notice if the claim has not been paid; (3) If the claim has been closed it will not be counted as an Eligibility Notice unless the claim has been paid. The count of Notices Issued in Chart 5, counts all Notices Issued and reports claims with multiple Notices once for each Notice issued. Because of this, the totals reported in Table 4 do not match the totals reported in Chart 5.
6. Payment Information - The timing of payment can be affected by a number of factors. Even after the DHECC receives a Release, delay in receipt of a W-9, or in receipt of the Attorney Fee Acknowledgment Form can delay payment. In addition, any alterations or omissions on the Release Form, or an assertion of a third-party lien against an award amount, can delay payment. As a result, this report will show a higher number of Accepted Offers than Amounts Paid.
7. Appeals Received - Excludes Appeals closed pursuant to 4/24/2013 Court Order.
8. Note: The Claims Administrator continually monitors the status of all claim filings. Through this process, the Claims Administrator may find duplicate claims from the same claimant. In such cases, the Claims Administrator will close the duplicate claim and only process the remaining valid claim. This report excludes duplicate claims from all counts of claims filed.